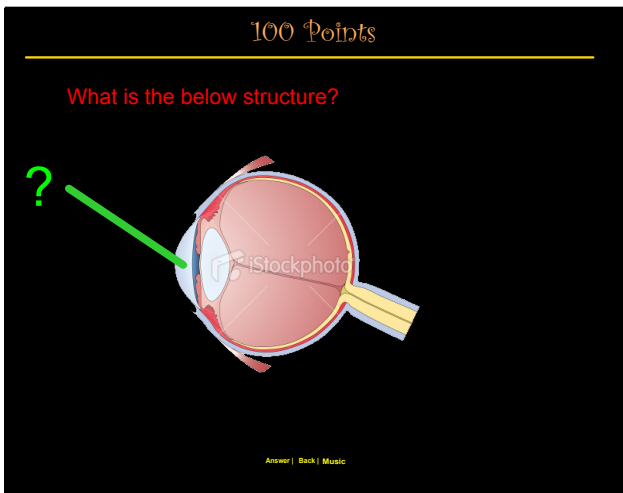


May 26-10:48 PM

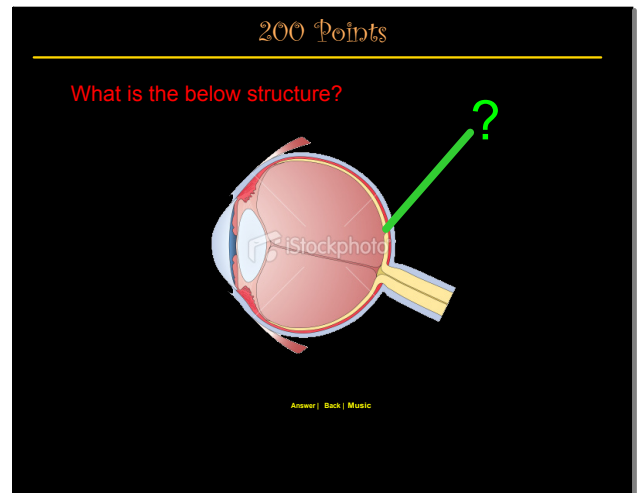
### Chapter 12: The Eye

Anatomy of the Eye	Functions of the Eye	Disorders	Seeing in Colour	Science is COOL
100	100	100	100	100
200	200	200	200	200
300	300	300	300	300
400	400	400	400	400
500	500	500	500	500

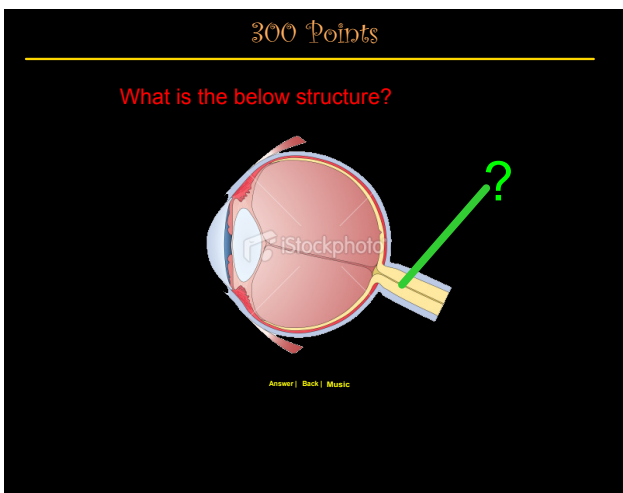
Jul 23-2:33 AM



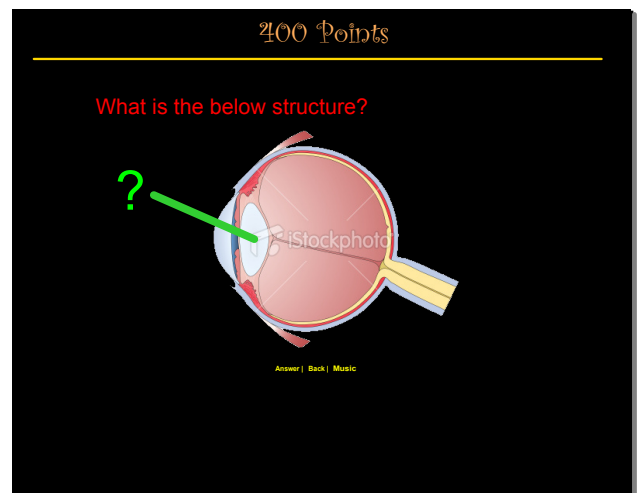
Category1: Q100



Category1: Q200



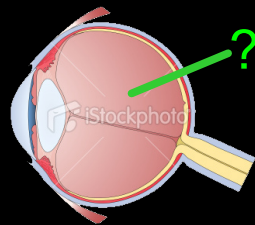
Category1: Q300



Category1: Q400

500 Points

What is the below structure?

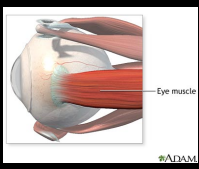


Answer | Back | Music

Category1: Q500

100 Points

What is the function of the below labeled part of the eye?

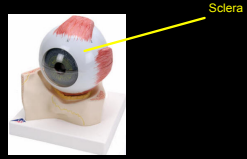


Answer | Back | Music

Category2: Q100

200 Points

What is the function of the below labeled part of the eye?

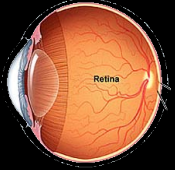


Answer | Back | Music

Category2: Q200

300 Points

What is the function of the below labeled part of the eye?

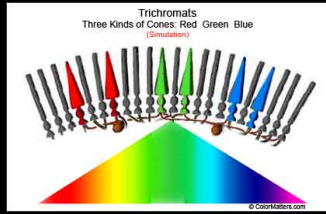


Answer | Back | Music

Category2: Q300

400 Points

What is the function of the below labeled part of the eye?

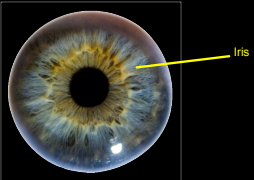


Answer | Back | Music

Category2: Q400

500 Points

What is the function of the below labeled part of the eye?

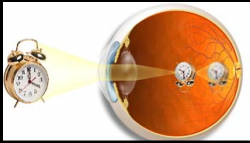


Answer | Back | Music

Category2: Q500

100 Points

Myopia, is when the image in the eye does not fall directly on the retina, it falls just BEFORE the retina. This is more commonly referred to as...

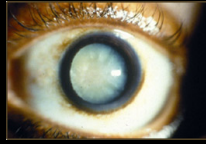


Answer | Back | Music

Category3: Q100

200 Points

This disorder is the clouding of the lens, which can result in blindness if not treated



Answer | Back | Music

Category3: Q200

300 Points

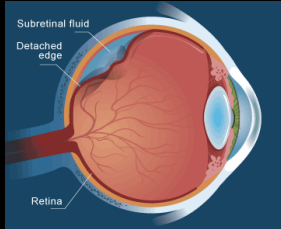
What causes farsightedness?

Answer | Back | Music

Category3: Q300

400 Points

What disorder does this image show?




Answer | Back | Music

Category3: Q400

500 Points

This disorder is caused by nerve damage to the optic nerve, often caused by increased pressure in the eye



Answer | Back | Music

Category3: Q500

100 Points

The three main colours that your cones are sensitive to are:



Answer | Back | Music

Category4: Q100

200 Points

---

The specialized cells of the retina that allow us to see colour are the ...

Answer | Back | Music

Category4: Q200

300 Points

---

The specialized parts of the eye that detect the level of light are called the...

Answer | Back | Music

Category4: Q300

400 Points

---

Some people are born with a genetic mutation to the cones of their retina. This can cause their red and green cones to not work properly, which makes it hard to differentiate between the colours. This is called... (be SPECIFIC!)

Answer | Back | Music

Category4: Q400

500 Points

---

Sometimes due to injury of the eye, or a genetic mutation, each cone of the retina will not preceive colour. This causes a person to only see in black and white. This is called...

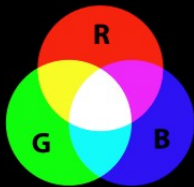
Answer | Back | Music

Category4: Q500

100 Points

---

Red, Green, and Blue are known as your....



Answer | Back | Music

Category5: Q100

200 Points

---


Amazing feats in science have allowed us to develop a way to use a laser to shave off millimeters to the cornea and lens to correct peoples myopia. This is called...

Answer | Back | Music

Category5: Q200

300 Points

If someone loses an eye due to injury, scientists and doctors can fit them for a prosthetic eye. This is called a...



Answer | Back | Music

Category5: Q300

400 Points

What food should you eat to have healthy eyes?

Answer | Back | Music

Category5: Q400

500 Points

The vitamin that we absorb through our skin, that helps with our bone strength and our immune system is called...

Answer | Back | Music

Category5: Q500

100 Points

**Cornea**

Score | Back

Category1: A100

200 Points

**Retina**

Score | Back

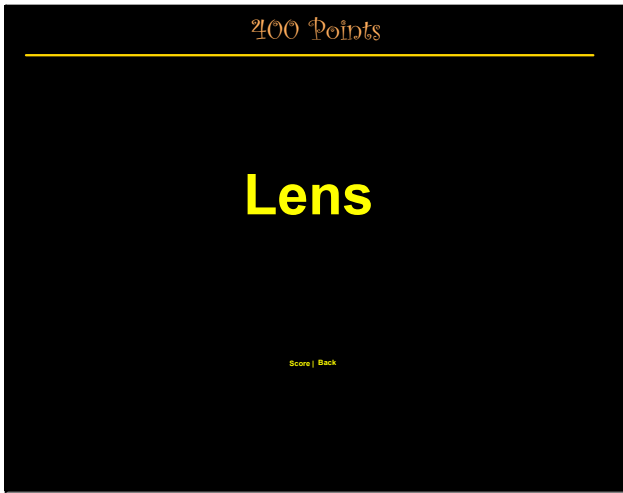
Category1: A200

300 Points

**Optic Nerve**

Score | Back

Category1: A300



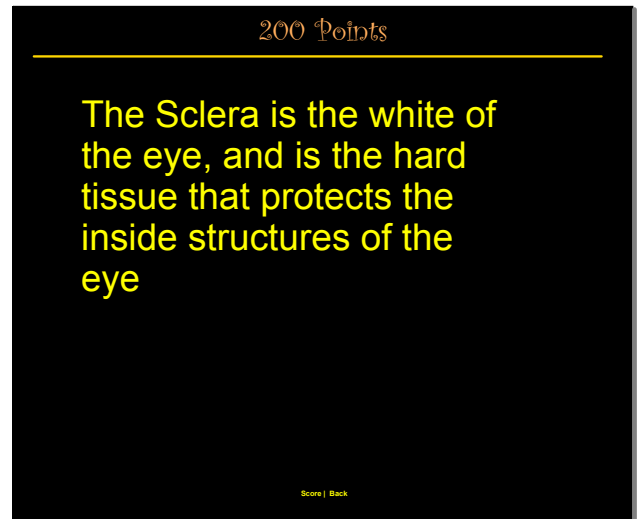
Category1: A400



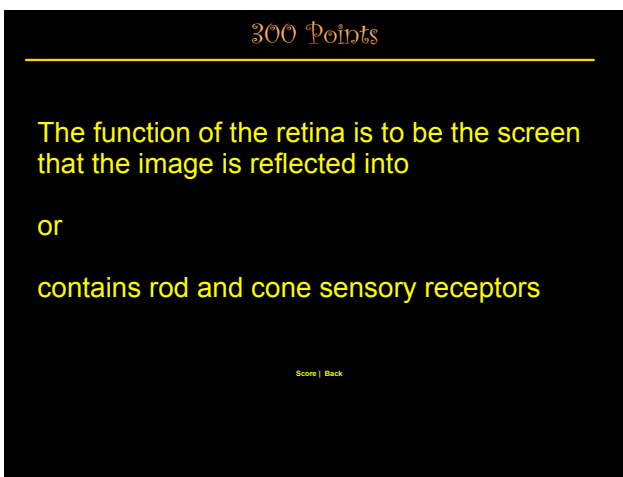
Category1: A500



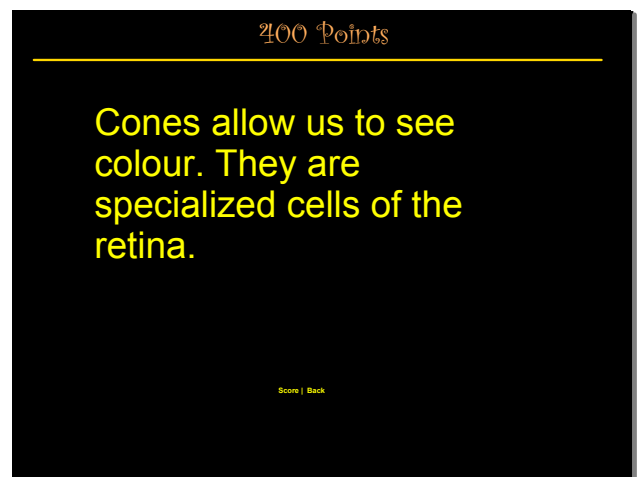
Category2: A100



Category2: A200



Category2: A300



Category2: A400

500 Points

The iris of the eye is the tissue that controls the amount of light that enters the hole, or the pupil

Score | Back

Category2: A500

100 Points

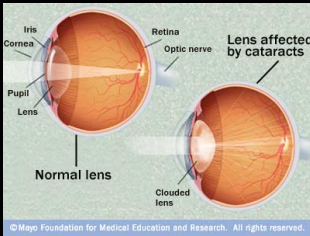
Nearsightedness

Score | Back

Category3: A100

200 Points

Cataracts



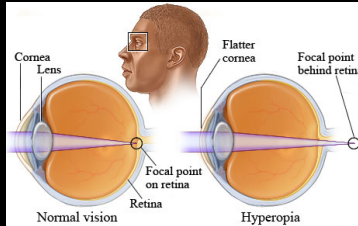
Iris  
Cornea  
Pupil  
Lens  
Retina  
Optic nerve  
Lens affected by cataracts  
Normal lens  
Clouded lens

© Mayo Foundation for Medical Education and Research. All rights reserved.

Score | Back

Category3: A200

300 Points



Cornea  
Lens  
Flatter cornea  
Focal point behind retina  
Focal point on retina  
Retina  
Normal vision  
Hyperopia

The eye is too short or squished and light does not come together at the retina

Score | Back

Category3: A300

400 Points

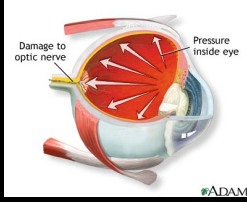
Detached retina

Score | Back

Category3: A400

500 Points

Glaucoma



Damage to optic nerve  
Pressure inside eye

© ADAM

Score | Back

Category3: A500

100 Points

---

Red, Blue, Green



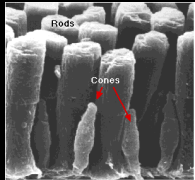
Score | Back

Category4: A100

200 Points

---

Cones



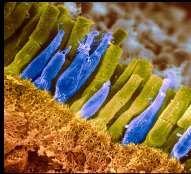
Score | Back

Category4: A200

300 Points

---

Rods




Score | Back

Category4: A300

400 Points

---

Red-Green  
Colourblindness




Score | Back

Category4: A400

500 Points

---

Monochromatic  
Colour blindness




Score | Back

Category4: A500

100 Points

---

Primary Light Colours



Score | Back

Category5: A100



200 Points

---

Lasiks Eye Surgery



Score | Back

Category5: A200

300 Points

---

Glass Eye



Score | Back

Category5: A300

400 Points

---

carrots,  
carotene,  
vitamin A

Score | Back

Category5: A400

500 Points

---

Vitamin D



Score | Back

Category5: A500

Daily Double!!!

---

Please pick up a pen from the pen tray and, in the box below, write down the amount that you are willing to wager.

Go To Daily Double Question | Back | Music

Daily Double (wager)

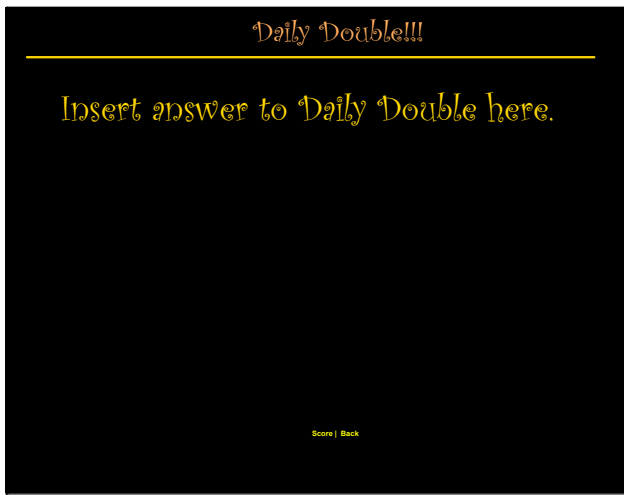
Daily Double!!!

---

Insert your Daily Double question here.

Go To Daily Double Answer | Back | Music

Daily Double (question)



Daily Double (answer)

## Attachments

---

Theme - Jeopardy.mp3

CURLZ\_\_\_.TTF

TEMPSITC.TTF